

# HOW TO USE **GOOGLE FORMS** IN PRIMARY CLASSROOM?

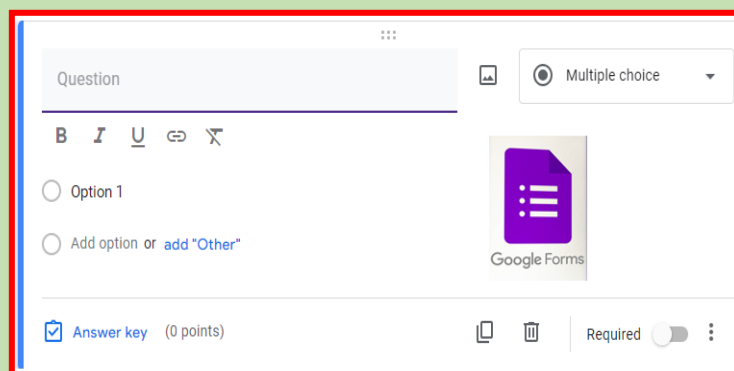


Using **Google Forms** in a primary classroom can be a versatile tool for various educational purposes, from assessments to surveys and interactive activities.

Following are the methods, to use **Google Forms** in primary (elementary) classroom:

## 1. Create Quizzes and Assessments:

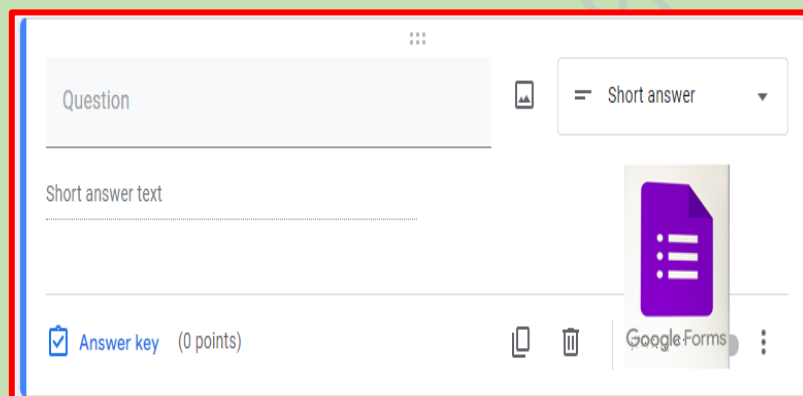
- **Multiple Choice Questions:** Use multiple-choice questions for quizzes on various subjects like math, language arts, science, etc.



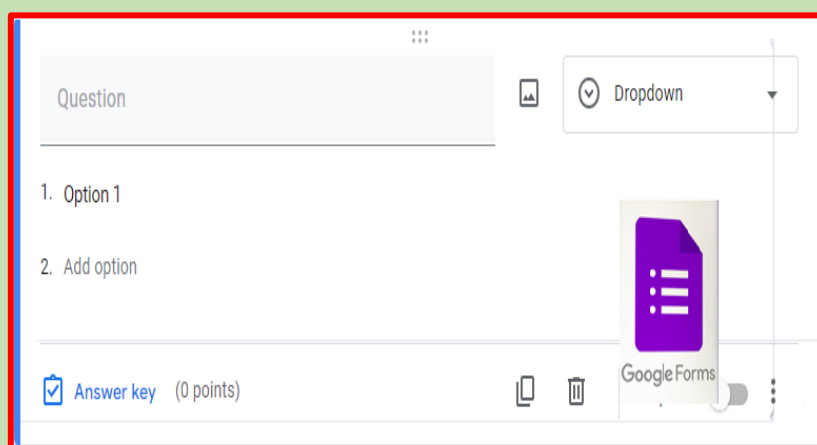
- **Checkbox Questions:** For questions where students can select multiple answers.



- **Short Answer Questions:** Allow students to type short responses for open-ended questions.



- **Dropdown Questions:** Useful for matching exercises or selecting from a list of options.



## 2. Interactive Lessons:

- Create forms that act as interactive lessons. Include videos, images, or text prompts followed by questions to assess comprehension.
- Use section breaks to organize content into manageable chunks.



## 3. Surveys and Feedback:

- Conduct surveys to gather feedback from students on classroom activities, teaching methods, or topics they find interesting.
- Allow students to provide anonymous feedback if needed.



#### 4. Homework Assignments:

- Assign homework through Google Forms where students can submit their responses electronically.
- Include a variety of question types to assess understanding and provide feedback.



#### 5. Differentiation:

- Customize forms to accommodate different learning levels by adjusting question difficulty or providing hints and explanations for certain questions.



## 6. Peer and Self-Assessment:

- Use Google Forms for peer assessment activities where students evaluate each other's work based on predetermined criteria.
- Facilitate self-assessment by having students reflect on their own learning and progress.



## 7. Data Analysis:

- Use Google Forms to collect data for class projects or experiments. Analyze the data together as a class using Google Sheets or other data analysis tools.



## 8. Parental Communication:

- Send forms to parents/guardians for collecting information or feedback on classroom events, field trips, or parent-teacher conferences.



## 9. Collaborative Projects:

- Create forms for collaborative projects where students can contribute ideas or preferences, helping to plan activities or events.

# Google Forms Collaborative Projects

## 10. Integration with other Tools:

- Integrate Google Forms with other Google Workspace tools like Google Classroom, Google Drive, and Google Sheets for seamless workflow and organization.



When using Google Forms with primary students, consider their age and technological skills.

Provide clear instructions, use visuals and simple language, and offer support as needed to ensure all students can participate effectively.

\*\*\*\*\*