

Educational Games

(Foundation to Primary Year)

Foundation Year (Kindergarten)


Individual Activities

1. Alphabet Memory Match

Objective: Learn letter recognition.

Materials: Alphabet cards (two sets).

Instructions: Lay the cards face down. The child flips two cards at a time, trying to match uppercase and lowercase letters. If they match, they keep the pair; if not, they turn them back over.



2. Number Tracing

Objective: Practice number formation.

Materials: Number tracing sheets, crayons, or markers.



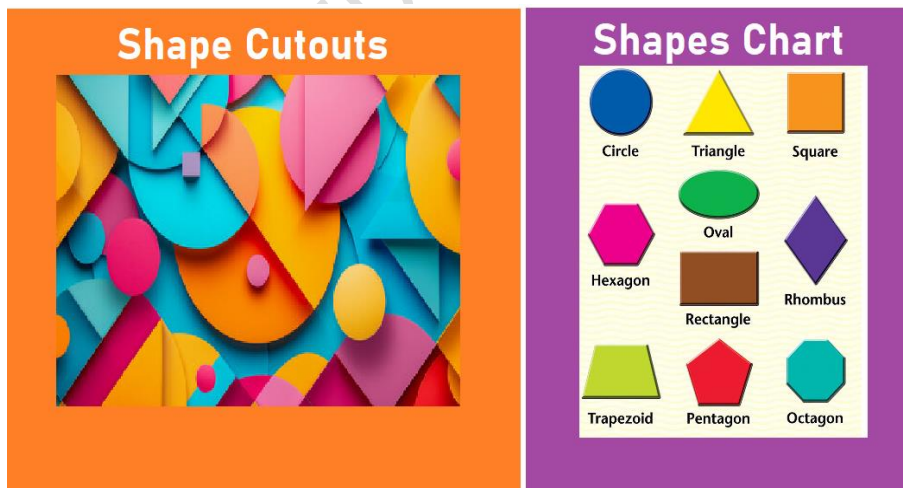
Instructions: The child traces the numbers on the sheet, saying each number aloud as they trace.

Group Activities

1. Shape Hunt

Objective: Identify and name shapes.

Materials: Shape cutouts, shape chart.



Instructions: Hide shape cutouts around the room. Children work together to find and match the shapes to the chart.

2. Colour Sorting Relay

Objective: Recognise and sort colours.

Materials: Coloured balls or objects, baskets or bins labelled with colours.



Instructions: Divide the children into teams. Each team races to sort their coloured balls into the correct baskets.

Year 1

Individual Activities


1. Sight Word Bingo

Objective: Recognize and read sight words.

Materials: Bingo cards with sight words, markers.

SIGHT WORD

please	on	so	our	has
too	all	into	but	saw
ran	they	★	black	came
under	do	he	white	who
that	yes	am	with	ride



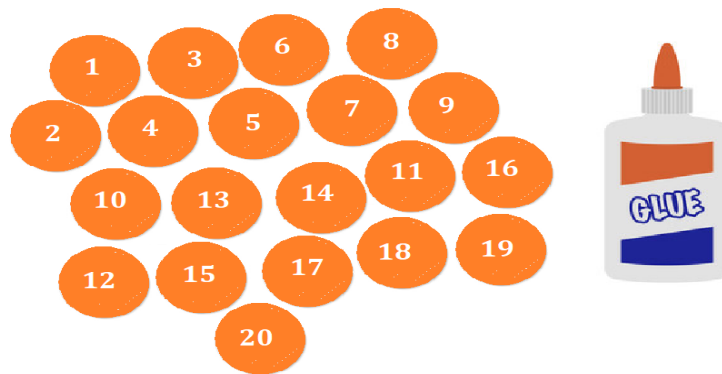
B I N G O

Instructions: Call out sight words, and the child marks them on their bingo card. The first to complete a row or column wins.

2. Counting Caterpillar

Objective: Practice counting and number sequencing.

Materials: Paper circles numbered 1-20, glue.



Instructions: The child arranges the circles to create a caterpillar, gluing them in place.

Group Activities

1. Story Circle

Objective: Enhance listening and speaking skills.


Materials: None.

Instructions: Sit in a circle. One child starts a story with one sentence, and each child adds a sentence to continue the story, encouraging creativity and listening.

2. Math Hopscotch

Objective: Practice number recognition and basic math.

Materials: Chalk, number cards.



Instructions: Draw a hopscotch grid and place number cards on each square. Children hop to the correct square based on simple math problems you call out.


Year 2

Individual Activities

1. Word Family Matching

Objective: Learn word families.

Materials: Word cards with word families (e.g., cat, hat, bat).



Instructions: The child matches words that belong to the same family.

2. Telling Time Puzzle

Objective: Learn to tell time.

Materials: Clock face with movable hands, puzzle pieces with times.



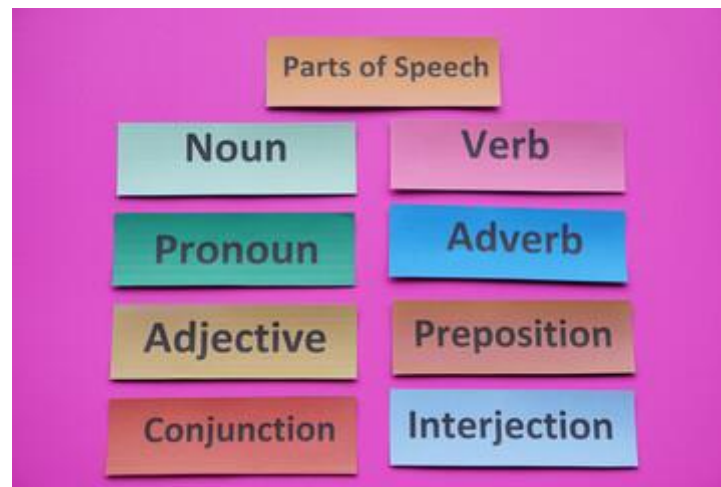
Instructions: The child matches puzzle pieces with the correct time shown on the clock face.

Group Activities

1. Grammar Charades

Objective: Identify parts of speech.

Materials: Cards with verbs, nouns, adjectives, etc.



Instructions: Children take turns drawing a card and acting out the word without speaking. The others guess the word and its part of speech.

2. Addition and Subtraction Race

Objective: Practice addition and subtraction.

Materials: Dice, paper, and pencils.



Instructions: Divide children into teams. Each team rolls the dice and must add or subtract the numbers. The first team to correctly solve 10 problems wins.

Year 3

Individual Activities

1. Synonym and Antonym Pairs

Objective: Learn synonyms and antonyms.

Materials: Cards with words and their synonyms/antonyms.

Words	Synonyms <small>Same</small>	Antonyms <small>Opposite</small>
Collect	Gather	Scatter
Huge	Vast	Small
Nice	Good	Bad
Present	Give	Take
Solid	Hard	Soft

Instructions: The child matches each word card with its synonym or antonym.

2. Reading Comprehension Cards

Objective: Improve reading comprehension.

Materials: Short passages with questions.

Passage: Jake and his family went on a camping trip in the mountains. They set up their tent near a clear, blue lake. Every morning, Jake and his sister would go fishing. One day, Jake caught a big fish, and they cooked it over the campfire. At night, they told stories and watched the stars. Jake loved the camping trip and could not wait to go again.

Questions:

1. Where did Jake and his family go on a trip?

- A) The beach
- B) The mountains
- C) The forest

Answer: B) The mountains

2. What did Jake and his sister do every morning?

- A) Swim
- B) Hike
- C) Go fishing

Answer: C) Go fishing

3. What did they do with the fish Jake caught?

Answer: They cooked it over the campfire.

4. What did Jake's family do at night? (Select all that apply)

- A) Told stories
- B) Played games
- C) Watched the stars

Instructions: The child reads a passage and answers questions about it.

Group Activities

1. Vocabulary Relay

Objective: Build vocabulary.

Materials: Flashcards with vocabulary words.



Instructions: Divide children into teams. Each team member races to a pile of cards, picks one, and uses the word in a sentence before passing to the next team member.

2. Math Board Game

Objective: Practice math skills.

Materials: Board game with math challenges (create a simple path with math questions).



Instructions: Children take turns rolling a die to move along the board, answering math questions to advance.

Year 4

Individual Activities

1. Paragraph Building

Objective: Improve writing skills.

Materials: Sentence strips.

Independent Clauses:	Dependent Clauses:	Conjunction Cards:
1. The sun was shining.	1. because it was a beautiful day.	because
2. Sara finished her homework.	2. although she was tired.	although
3. We went to the park.	3. after we finished our chores.	since
4. The dog barked loudly.	4. since it heard a noise.	when
5. Tom forgot his lunch.	5. because he was in a hurry.	if

Paragraph

The sun was shining because it was a beautiful day. After we finished our chores, we went to the park. Sara finished her homework although she was tired. The dog barked loudly since it heard a noise. Tom forgot his lunch because he was in a hurry.


Instructions: Provide strips with sentences. The child arranges them to form a coherent paragraph.

2. Spelling Bee

Objective: Practice spelling.

Materials: List of spelling words.

SPELLING BEE



PRACTICE SPELLING

Year 4

Circle the correct spelling of each word

bananas	bannanas
exercise	excersise
mayple	maple
pouch	poutch
weight	weihgt

EDTL.EDUTEKLEARN

Instructions: Call out words for the child to spell, either verbally or written.

Group Activities

1. Group Story Writing

Objective: Enhance collaborative writing and creativity.

Materials: Paper and pencils.



Instructions: Each child writes a sentence, then passes the paper to the next child to continue the story, creating a collaborative story.

2. Math Jeopardy

Objective: Review math concepts.

Materials: Jeopardy board with categories and questions.

Year 4 Math Jeopardy!				
Basic Arithmetic	Shapes & Geometry	Time & Measurement	Patterns & Sequences	Math in Real Life
\$200	\$200			What do you call a 2D shape with 4 equal sides and 4 right angles?
\$300	\$300			
\$400	\$400			
\$500	\$500			

Instructions: Divide children into teams. They choose questions from the board and answer them to earn points.

Year 5

Individual Activities

1. Creative Writing Prompts

Objective: Enhance creative writing skills.

Materials: Writing prompts, paper, pencils.



CREATIVE WRITING PROMPTS

Name _____ Date _____

Prompt.....

The Magic Door

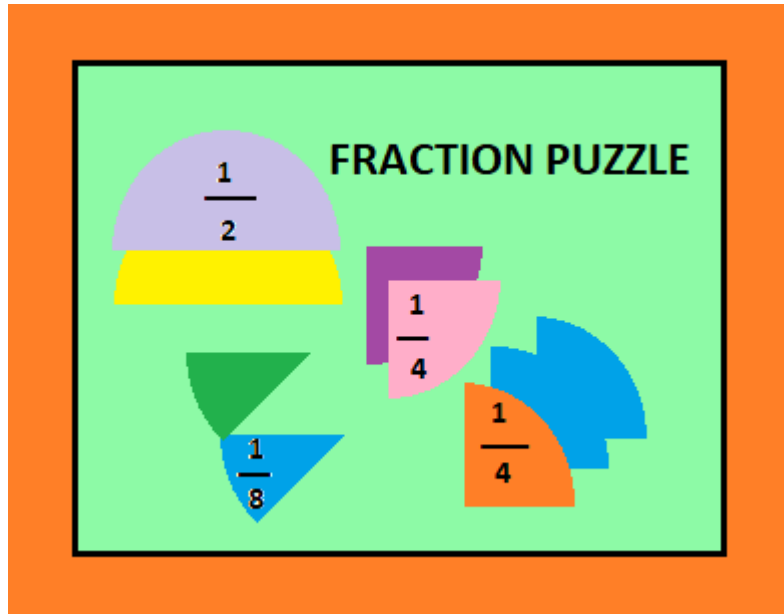
Imagine you find a magic door in your backyard. When you open it, you step into a new world. Describe what you see, who you meet, and what adventures you have in this new world.

Instructions: Provide a list of creative writing prompts. The child chooses a prompt and writes a short story or essay.

2. Fraction Puzzles

Objective: Understand fractions.

Materials: Fraction puzzle pieces.



Instructions: The child matches puzzle pieces to complete the fraction.

Group Activities

1. Science Experiment Stations

Objective: Conduct simple science experiments and learn scientific concepts.

Materials: Materials for various simple experiments (e.g., baking soda and vinegar, magnets, plant seeds).



Instructions: Set up stations with different experiments. Children rotate between stations, conducting the experiments and recording their observations.

2. Geography Quiz

Objective: Learn about countries and their capitals.

Materials: Map, flashcards with country names and capitals.



Instructions: Divide children into teams. Ask questions about countries and their capitals. Teams earn points for correct answers.

These games are designed to be both educational and enjoyable, helping children develop essential skills in a fun and interactive way.
